

Known Distance Target Frames



Dona Ana Base Camp - Ft. Bliss, TX.
(Model #KDR110)

Exceeds FM 3-22.9 Standards

Higher Throughput of Range
Shooters


Unitary Construction

Easily Installed

Motorized and Remote Control
Options

Custom Configurations Available

#KDR120-ML



Extra Heavy-Duty for
Extreme Environments



Shown with Optional Safety
Steps and Stabilizer Bars

#KDR110



Adjustable Counterbalance



Built-in Counterbalance for Single or Dual Targets

Captive Components Eliminate Loss or Theft

Heavy-Duty Chain and Drive Sprocket with Lifetime
Lubricated Bushings

Galvanized Steel, Aluminum and Stainless Steel Construction
Provide Years of Maintenance-Free Service



Durable Construction and
Maintenance-Free Operation



Serving Your Custom Range &
Targetry Product Needs

Greenwood, Indiana, USA

TOLL FREE: 1-877-902-8342

Email: inquiry@prec-prod.com

www.prec-prod.com

**OPTIONAL FEATURES
ON REVERSE SIDE**

Optional Features

Motorized Lift - With or Without Remote Control -


Reduce Manpower Requirements
Adds Target Sequence Variability



#KDRML



#KDR3072





Grip Strut® Safety Steps

Provide Safe Use in Adverse Conditions
Allows Access to Full Length of Target
Easily to Install
Impervious to Weather

Independent Turning Targets

Easily Installed - No Tools Required
Multiple Units may be Mounted on Each KDR Frame
Semi-Automatic Action
Adaptable to Hold any 3E Type or Similar Target
Virtually No Maintenance



#KDRIMT



#KDR110V

Stabilizer Bars for KDR110 (Stabilizers Require Safety Step Option #KDR3072)

Added Rigidity in High Wind Conditions
Serves as Handrail and Helps Guard Against Stepping Off
End of Safety Steps

#KDRSSC40

Stainless Steel Chain For Standard #KDR110

Eliminate Potential for Corrosion in
Aggressive Environments



#KDRSSC50



Stainless Steel Chain For Extra Heavy-Duty #KDR120-ML

Eliminate Potential for Corrosion in
Aggressive Environments